


Type 1, 3, & 3R Enclosures

Utility Cabinets Type 1 Telephone Cabinets Data Sheet

Type 1, 3, & 3R Enclosures



Application

- Houses electrical controls and instruments
- Used as wiring boxes, junction boxes, pull boxes, telephone and communication cable termination and spare fuse cabinet
- Protects against contact with enclosed equipment

Standards

- UL 50 listed, Type 1
- CSA C22.2 No. 40 certified, Type 1
- Conforms to NEMA standard for Type 1

Finish

- Wash and phosphate undercoat
- ANSI 61 gray acrylic electrocoat finish

Accessories

- Locks and latches
- Ground lug kit
- Terminal blocks
- Wood back boards, barriers and shelves
- Touch-up paint
- See Accessories section

Construction

- Cabinet and trim covers are fabricated from code gauge steel, (see page 80)
- Cabinet body has mounting holes on the back
- Knockouts on sides, top and bottom ends are standard on cabinets 24 inches wide or smaller, (see Type 1 Screw Cover Enclosures for knockout configuration) (see pages 50 - 53)
- Cabinets are available without knockouts
- Surface or flush mounting
- Doors have either a continuous or heavy-duty butt hinge
- Double-door construction on trim covers fitting cabinets when wider than 24 inches
- Tumbler lock with key furnished on single-door trim cover less than 48 inches high
- T-handle 3-pt lock with key furnished on 48" high single-door and all double-door trim covers
- Directory card holder on all trim covers wider than 18 inches
- Trim covers can be ordered separately and used with Type 1 Screw Cover Enclosures, (see page 80)
- Cupped washer and bright finish oval head screw used to protect trim cover finish and improve appearance

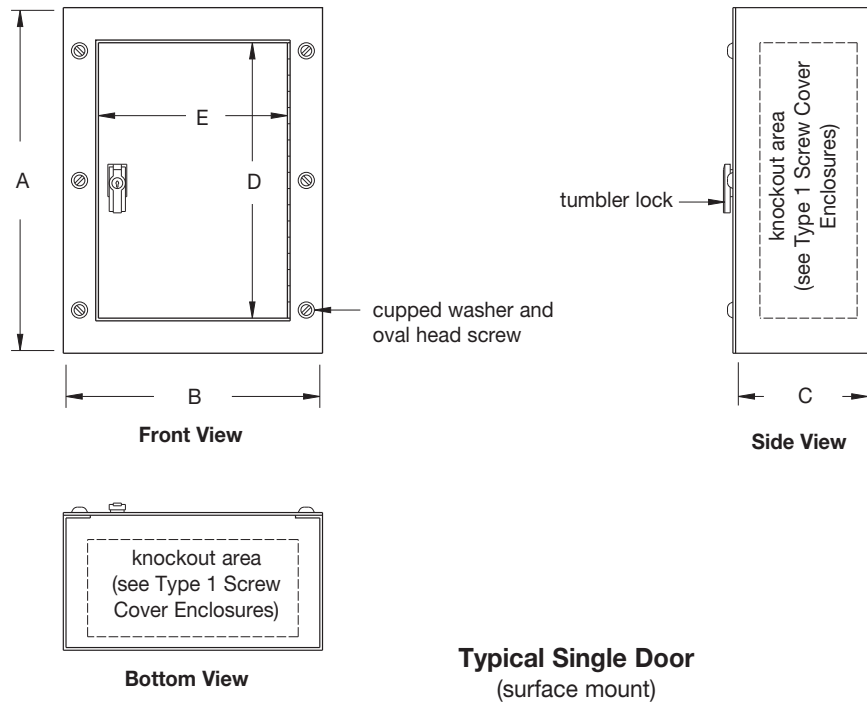
Discount Schedule: A2

Subclass: AQ0

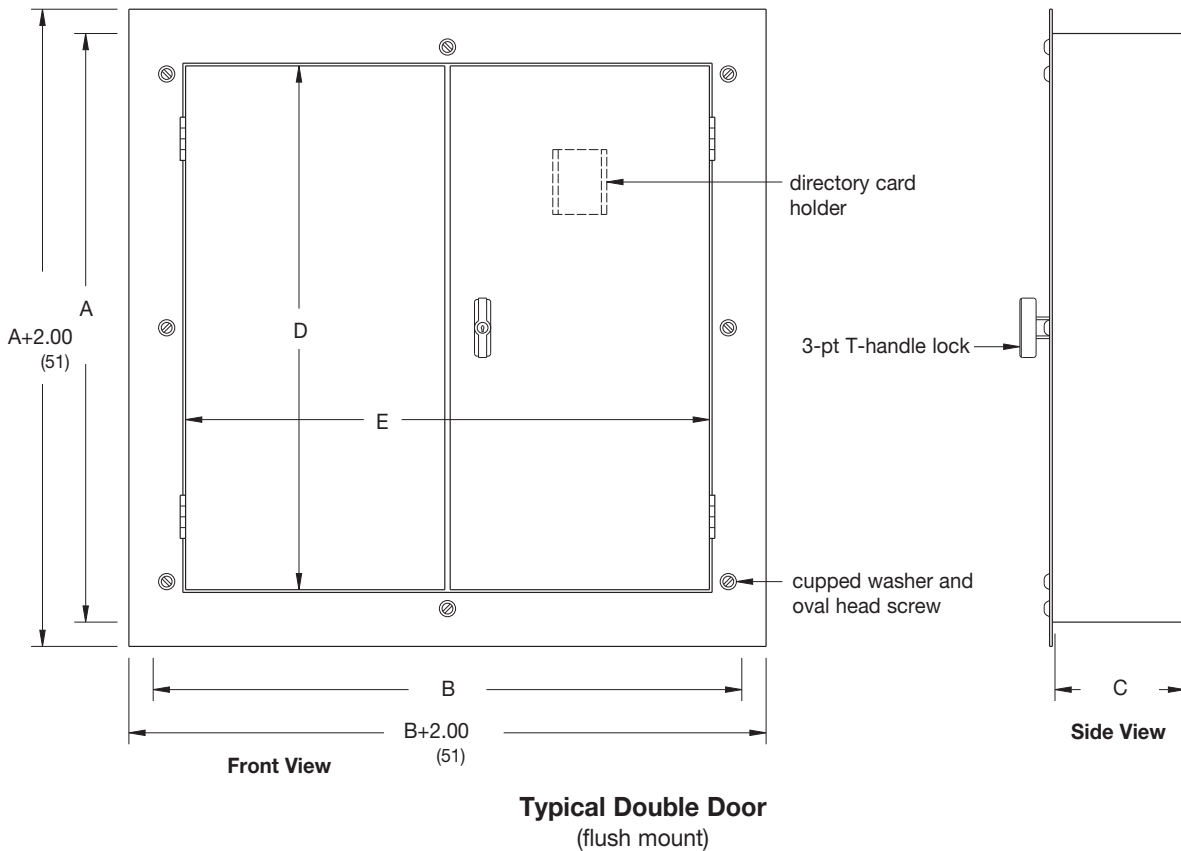
Notes: Cooper B-Line can provide special sizes, finishes and other modifications. Consult the factory for your special requirements.

Utility Cabinets Type 1 Telephone Cabinets Illustration Sheet

See page 80 for catalog numbers and dimensions



Note: Knockouts are standard on cabinets 24 inches wide and smaller.
(See Type 1 Screw Cover Enclosures for KO configuration). (see pages 50 - 53)



Notes: Dimensions are in inches. Millimeters shown are for reference only. Data subject to change without notice.

Type 1, 3, & 3R Enclosures

Utility Cabinets Type 1 Telephone Cabinets Catalog Number

Type 1, 3, & 3R Enclosures

Cabinet Depth	Cabinet Catalog Number (includes trim cover)		Cabinet Size Height x Width x Depth A x B x C			Gauge	Trim Cover Catalog Number (trim cover only - does not include cabinet)				Door Opening ⁽¹⁾		
	Surface	Flush	in.	mm	Surface		Gauge	Flush	Gauge	Height D		Width E	
										in.	mm	in.	mm
4	884 TCS	884 TCF	8.00 x 8.00 x 4.00	203 x 203 x 102	16	88 TCS	16	88 TCF	14	5	127	5	127
	10104 TCS	10104 TCF	10.00 x 10.00 x 4.00	254 x 254 x 102	16	1010 TCS	16	1010 TCF	14	6	152	6	152
	1284 TCS	1284 TCF	12.00 x 8.00 x 4.00	305 x 203 x 102	16	128 TCS	16	128 TCF	14	8	203	5	127
	12104 TCS	12104 TCF	12.00 x 10.00 x 4.00	305 x 254 x 102	16	1210 TCS	16	1210 TCF	14	8	203	6	152
	12124 TCS	12124 TCF	12.00 x 12.00 x 4.00	305 x 305 x 102	16	1212 TCS	16	1212 TCF	14	8	203	8	203
	16124 TCS	16124 TCF	16.00 x 12.00 x 4.00	406 x 305 x 102	16	1612 TCS	16	1612 TCF	14	12	305	8	203
	18124 TCS	18124 TCF	18.00 x 12.00 x 4.00	457 x 305 x 102	16	1812 TCS	16	1812 TCF	14	14	356	8	203
	18154 TCS	18154 TCF	18.00 x 15.00 x 4.00	457 x 381 x 102	16	1815 TCS	16	1815 TCF	14	14	356	11	279
	18184 TCS	18184 TCF	18.00 x 18.00 x 4.00	457 x 457 x 102	16	1818 TCS	16	1818 TCF	12	14	356	14	356
	24124 TCS	24124 TCF	24.00 x 12.00 x 4.00	610 x 305 x 102	16	2412 TCS	16	2412 TCF	12	19	483	8	203
	24184 TCS	24184 TCF	24.00 x 18.00 x 4.00	610 x 457 x 102	16	2418 TCS	14	2418 TCF	12	19	483	14	356
	24244 TCS	24244 TCF	24.00 x 24.00 x 4.00	610 x 610 x 102	14	2424 TCS	14	2424 TCF	12	19	483	19	483
	30154 TCS	30154 TCF	30.00 x 15.00 x 4.00	762 x 381 x 102	16	3015 TCS	14	3015 TCF	12	25	635	11	279
	30184 TCS	30184 TCF	30.00 x 18.00 x 4.00	762 x 457 x 102	16	3018 TCS	14	3018 TCF	12	25	635	14	356
	30244 TCS	30244 TCF	30.00 x 24.00 x 4.00	762 x 610 x 102	14	3024 TCS	14	3024 TCF	12	25	635	19	483
	30304 TCS NK	30304 TCF NK	30.00 x 30.00 x 4.00	762 x 762 x 102	12	3030 TCS	12	3030 TCF	12	25	635	25	635
	36244 TCS	36244 TCF	36.00 x 24.00 x 4.00	914 x 610 x 102	14	3624 TCS	14	3624 TCF	12	31	787	19	483
	36304 TCS NK	36304 TCF NK	36.00 x 30.00 x 4.00	914 x 762 x 102	12	3630 TCS	12	3630 TCF	12	31	787	25	635
	36364 TCS NK	36364 TCF NK	36.00 x 36.00 x 4.00	914 x 914 x 102	12	3636 TCS	12	3636 TCF	12	31	787	31	787
	48244 TCS	48244 TCF	48.00 x 24.00 x 4.00	1219 x 610 x 102	14	4824 TCS	12	4824 TCF	12	43	1092	19	483
48364 TCS NK	48364 TCF NK	48.00 x 36.00 x 4.00	1219 x 914 x 102	12	4836 TCS	10	4836 TCF	10	43	1092	31	787	
48484 TCS NK	48484 TCF NK	48.00 x 48.00 x 4.00	1219 x 1219 x 102	12	4848 TCS	10	4848 TCF	10	43	1092	43	1092	
6	10106 TCS	10106 TCF	10.00 x 10.00 x 6.00	254 x 254 x 152	16	1010 TCS	16	1010 TCF	14	6	152	6	152
	1286 TCS	1286 TCF	12.00 x 8.00 x 6.00	305 x 203 x 152	16	128 TCS	16	128 TCF	14	8	203	5	127
	12106 TCS	12106 TCF	12.00 x 10.00 x 6.00	305 x 254 x 152	16	1210 TCS	16	1210 TCF	14	8	203	6	152
	12126 TCS	12126 TCF	12.00 x 12.00 x 6.00	305 x 305 x 152	16	1212 TCS	16	1212 TCF	14	8	203	8	203
	16126 TCS	16126 TCF	16.00 x 12.00 x 6.00	406 x 305 x 152	16	1612 TCS	16	1612 TCF	14	12	305	8	203
	18126 TCS	18126 TCF	18.00 x 12.00 x 6.00	457 x 305 x 152	16	1812 TCS	16	1812 TCF	14	14	356	8	203
	18156 TCS	18156 TCF	18.00 x 15.00 x 6.00	457 x 381 x 152	16	1815 TCS	16	1815 TCF	14	14	356	11	279
	18186 TCS	18186 TCF	18.00 x 18.00 x 6.00	457 x 457 x 152	16	1818 TCS	16	1818 TCF	12	14	356	14	356
	24126 TCS	24126 TCF	24.00 x 12.00 x 6.00	610 x 305 x 152	16	2412 TCS	16	2412 TCF	12	19	483	8	203
	24186 TCS	24186 TCF	24.00 x 18.00 x 6.00	610 x 457 x 152	16	2418 TCS	14	2418 TCF	12	19	483	14	356
	24246 TCS	24246 TCF	24.00 x 24.00 x 6.00	610 x 610 x 152	14	2424 TCS	14	2424 TCF	12	19	483	19	483
	30156 TCS	30156 TCF	30.00 x 15.00 x 6.00	762 x 381 x 152	16	3015 TCS	14	3015 TCF	12	25	635	11	279
	30186 TCS	30186 TCF	30.00 x 18.00 x 6.00	762 x 457 x 152	16	3018 TCS	14	3018 TCF	12	25	635	14	356
	30246 TCS	30246 TCF	30.00 x 24.00 x 6.00	762 x 610 x 152	14	3024 TCS	14	3024 TCF	12	25	635	19	483
	30306 TCS NK	30306 TCF NK	30.00 x 30.00 x 6.00	762 x 762 x 152	12	3030 TCS	12	3030 TCF	12	25	635	25	635
	36246 TCS	36246 TCF	36.00 x 24.00 x 6.00	914 x 610 x 152	14	3624 TCS	14	3624 TCF	12	31	787	19	483
	36306 TCS NK	36306 TCF NK	36.00 x 30.00 x 6.00	914 x 762 x 152	12	3630 TCS	12	3630 TCF	12	31	787	25	635
	36366 TCS NK	36366 TCF NK	36.00 x 36.00 x 6.00	914 x 914 x 152	12	3636 TCS	12	3636 TCF	12	31	787	31	787
	48246 TCS	48246 TCF	48.00 x 24.00 x 6.00	1219 x 610 x 152	14	4824 TCS	12	4824 TCF	12	43	1092	19	483
	48366 TCS NK	48366 TCF NK	48.00 x 36.00 x 6.00	1219 x 914 x 152	12	4836 TCS	10	4836 TCF	10	43	1092	31	787
48486 TCS NK	48486 TCF NK	48.00 x 48.00 x 6.00	1219 x 1219 x 152	12	4848 TCS	10	4848 TCF	10	43	1092	43	1092	

⁽¹⁾ Door opening is approximate.

Notes: Dimensions are in inches. Millimeters shown are for reference only. Data subject to change without notice.